



U.S. Customs & Border Protection

Office of Information and Technology

Passenger Systems Program Directorate

(b) (7)(E)

Hands-On Exercises

In the **(b) (7)(E)**

W O R K B O O K

Version 1.0

April 2015

For Official Use Only – Law Enforcement Sensitive

SECURITY NOTICE

The following materials contain U.S. Customs and Border Protection, Department of Homeland Security (DHS) Information that is **FOR OFFICIAL USE ONLY** and **LAW ENFORCEMENT SENSITIVE**, or other types of sensitive but unclassified information requiring protection against unauthorized disclosure. These materials will be handled and safeguarded in accordance with DHS management directives governing protection and dissemination of such information.

At a minimum, these materials will be disseminated only on a “need-to-know” basis and, when unattended, will be stored in a locked container or area offering sufficient protection against theft, compromise, inadvertent access and unauthorized disclosure.

This document is loaned to your agency **FOR OFFICIAL USE ONLY** and **LAW ENFORCEMENT SENSITIVE** and remains the property of U.S. Customs and Border Protection, Department of Homeland Security. Any further request for disclosure of this document or information contained herein should be referred to the Disclosure Law Branch, Office of Rulings and Regulations (OR&R).

Contents

Learning Objective 1: How to complete a [REDACTED] (b) (7)(E)	3
Learning Objective 2: How to complete a [REDACTED] (b) (7)(E)	11
Learning Objective 3: How to complete a [REDACTED] (b) (7)(E)	12
Learning Objective 4: How to complete a [REDACTED] (b) (7)(E)	14
EXERCISES.....	16
ANSWER KEY	19

Information contained in this document is for training purposes only.



Training exercises should **always** be practiced in the (b) (7)(E)

(b) (7)(E)

Learning Objective 1: How to complete a (b) (7)(E)

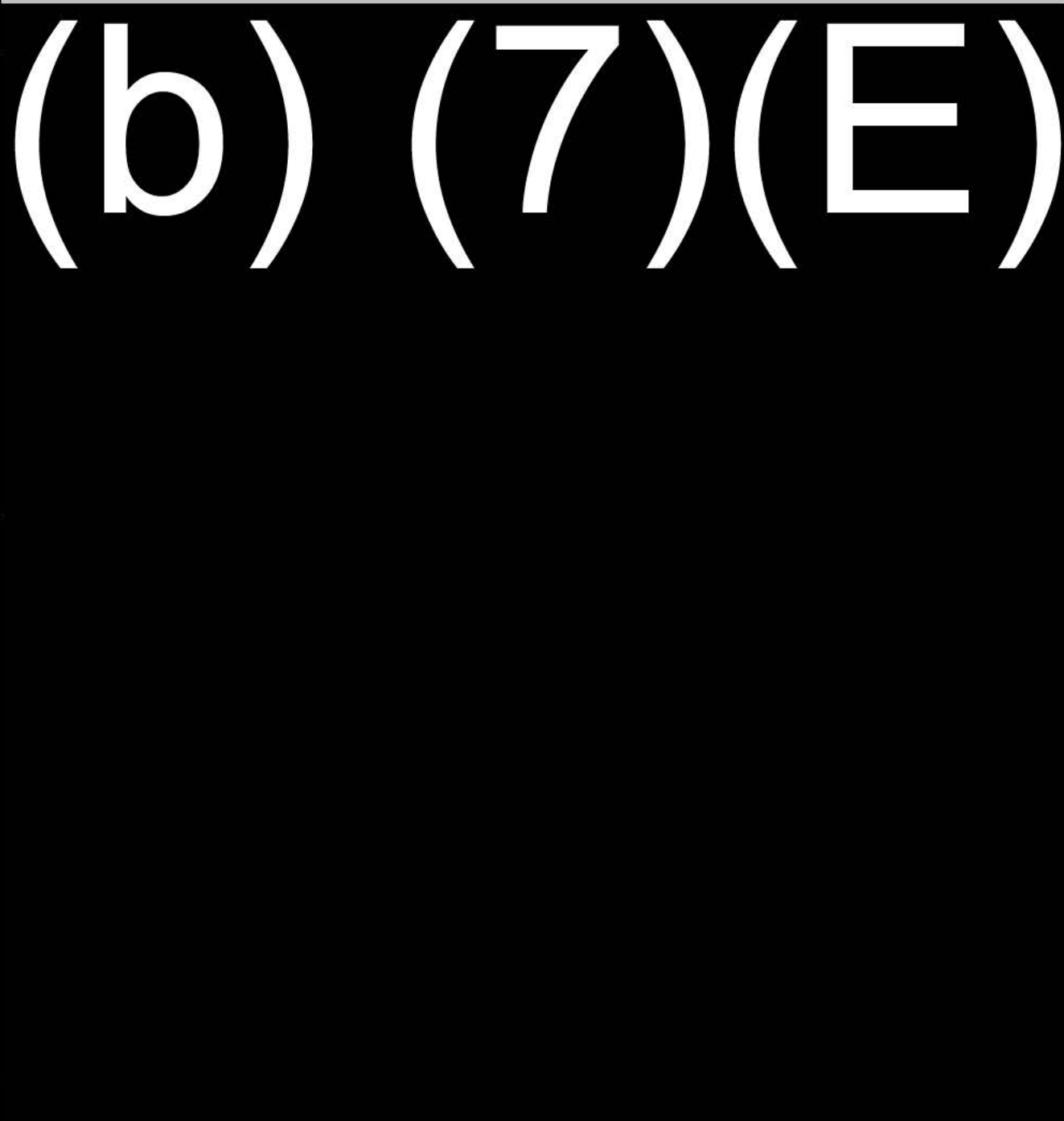
Step	Action
1.	(b) (7)(E)
2.	

Step	Action
	<p>(b) (7)(E)</p>
3.	
4.	

Step	Action
	(b) (7)(E)
5.	
6.	
7.	

Step	Action
8.	A large black rectangular redaction box covers the majority of the page content. The text "(b) (7)(E)" is printed in large white font across the top of this redacted area.
9.	A large black rectangular redaction box covers the majority of the page content. The text "(b) (7)(E)" is printed in large white font across the top of this redacted area.
10.	A large black rectangular redaction box covers the majority of the page content. The text "(b) (7)(E)" is printed in large white font across the top of this redacted area.

Step	Action
11.	(b) (7)(E)
12.	
13.	
14.	
15.	


Step	Action
16.	
17.	
18.	
19.	

Step	Action
20.	(b) (7)(E)
21.	
22.	
23.	
24.	
25.	
26.	

Step	Action
27.	(b) (7)(E)
28.	
29.	

Step	Action
30.	(b) (7)(E)
31.	
32.	
33.	
34.	
35.	
36.	
37.	
38.	

Learning Objective 3: How to complete a (b) (7)(E)

Step	Action
39.	
40.	
41.	
42.	
43.	
44.	
45.	

Step	Action
46.	(b) (7)(E)
47.	
48.	

Step	Action
49.	(b) (7)(E)
50.	
51.	
52.	
53.	
54.	
55.	
56.	

Step	Action
57.	(b) (7)(E)
58.	

EXERCISES

Exercise 1 - (b) (7)(E)

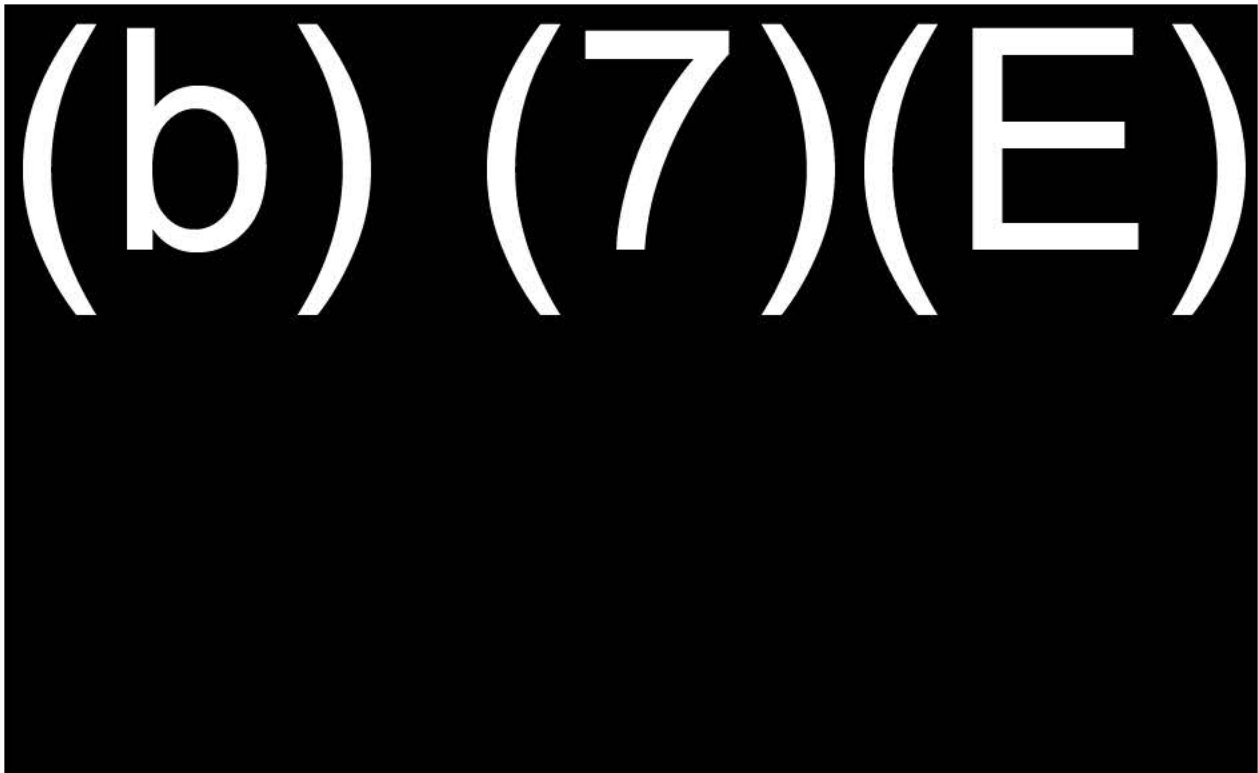
Learning Objective 1: How to complete a (b) (7)(E)

2. How to complete a (b) (7)(E)

1. (b) (7)(E)
2. (b) (7)(E)
3. (b) (7)(E)
4. (b) (7)(E)
5. (b) (7)(E)
6. (b) (7)(E)
7. (b) (7)(E)
8. (b) (7)(E)
9. (b) (7)(E)
10. (b) (7)(E)
11. (b) (7)(E)

1 (b) (7)(E)
2
3
4
5
6
7
8

- 1.
- 2.
- 3.
- 4.
- 5.



ANSWER KEY

Sample Exercise 1: (b) (7)(E)

(b) (7)(E)

Learning Objective 1: How to complete a (b) (7)(E)

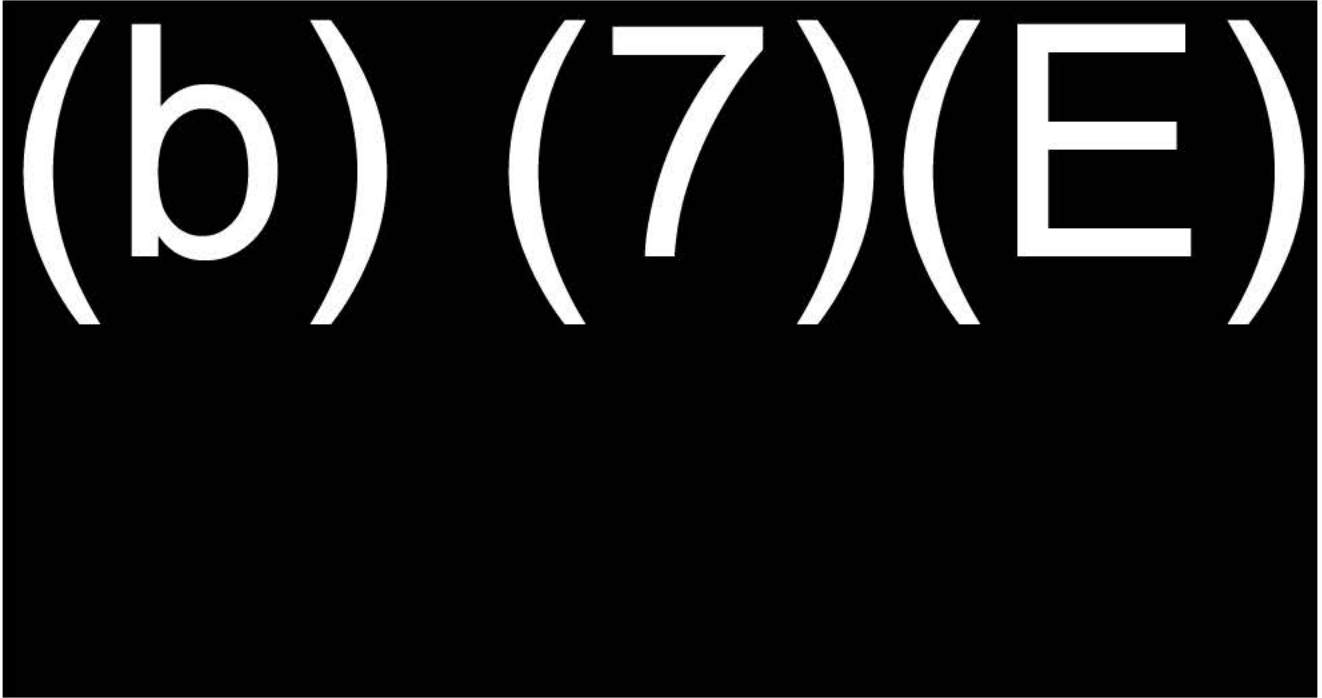
2. How to complete a (b) (7)(E)

1. (b) (7)(E)
2.
3.
4.
5.
6.
7.
8.
9.
10.
11.

Sample Exercise 2

Learning Objective 3: How to complete a (b) (7)(E)

- 1.
- 2.
- 3.
- 4.
- 5.
- 6.
- 7.
- 8.



Sample Exercise 3

Learning Objective 3: How to complete

(b) (7)(E)

- 1.
- 2.
- 3.
- 4.
- 5.

(b) (7)(E)