



**U.S. Customs and  
Border Protection**

MEMORANDUM FOR: Directors, Field Operations  
Office of Field Operations

FROM: Director, Field Operations Academy  
Office of Training and Development  
**(b) (6), (b) (7)(C)**  
Executive Director  
Admissibility and Passenger Programs

SUBJECT: Immigrant Visa Modernization

This memorandum serves to inform the field on modifications to the issuance and processing of U.S. Immigrant Visas. CBP's Office of Field Operations (OFO), in collaboration with the Department of State (DOS) and U.S. Citizenship and Immigration Services (USCIS), has begun phase one of Immigrant Visa Modernization (IVm). This effort intends to cease the practice of hard copy packets being hand carried by aliens for presentation at application for admission. IVm will result in a business process change, increased security and efficiency, reduction in errors, and provide a more streamlined operation.

IVm will be implemented in phases. This first phase, will effect CBP as the majority of U.S. Immigrant Visas issued at the following posts: Buenos Aires, Frankfurt, Hong Kong, Montreal, Rio de Janeiro, and Sydney, will not include any additional hardcopy paperwork. In effect, an alien with an Immigrant Visa foil issued after June 1, 2017, with an approved underlying I-130 petition, at one of the initial six posts will not be in physical possession of any supporting packet or documentation. This necessitates a change to Customs and Border Protection (CBP) processing of immigrant visas (IVs) as a result of the change to IV issuance by the Department of State (DOS). DOS will upload IV supporting documents into the Consular Consolidated Database (CCD) where they can be accessed by CBP officers (process attached). CBP officers can expect to see paperless IVs of all IV classes issued from these U.S. embassies (exceptions below). Later this year, an additional eight U.S. embassies will begin issuing IVs without paper packets.

CBP officers can expect to encounter intending immigrants arriving:

- IVm (Without IV paper packets) - Immigrants with digitized IV documents will have a notation on the IV foil, **IV Documents in CCD**.
- Class A or B medical conditions - packets will contain medical reports only, which must be shared with the Center for Disease Control (CDC); and

- With IV packets
  - K-1 non-immigrant visas and all other immigrants – paper packets will have all supporting documents, and should continue to be mailed to U.S. Citizenship and Immigration Services at the Texas Service Center.

Encounters of Class A or B medical conditions, should be referred to your local CDC Quarantine Station or call the CDC Emergency Operations Center at (770) 488-7100.

<http://www.cdc.gov/quarantine/quarantinestationcontactlistfull.html>

CBPOs conducting inspections of passengers must remain vigilant to ensure aliens are eligible and admitted under the appropriate classification. Immigrants with IVm visa foils must have the supporting documentation reviewed in the appropriate secondary area, to include review of supporting documents in the Consular Consolidated Database (CCD).

Please ensure that this memorandum and attachments are disseminated to all ports of entry within your area of responsibility. Should you have any questions or require additional information, please email (b) (7)(E)

Attachments

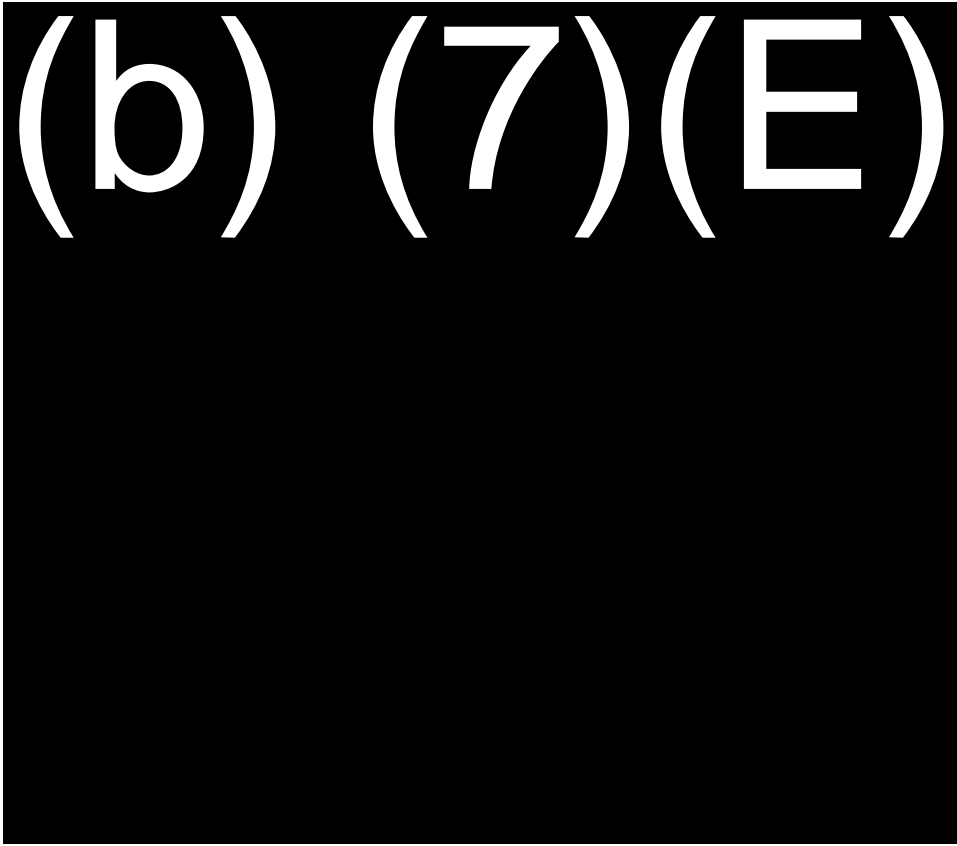
## Muster

**Week of Muster:** Immediate  
**Topic:** Immigrant Visa Modernization  
**HQ POC/Office:** (b) (6), (b) (7)(C) Enforcement Programs Division

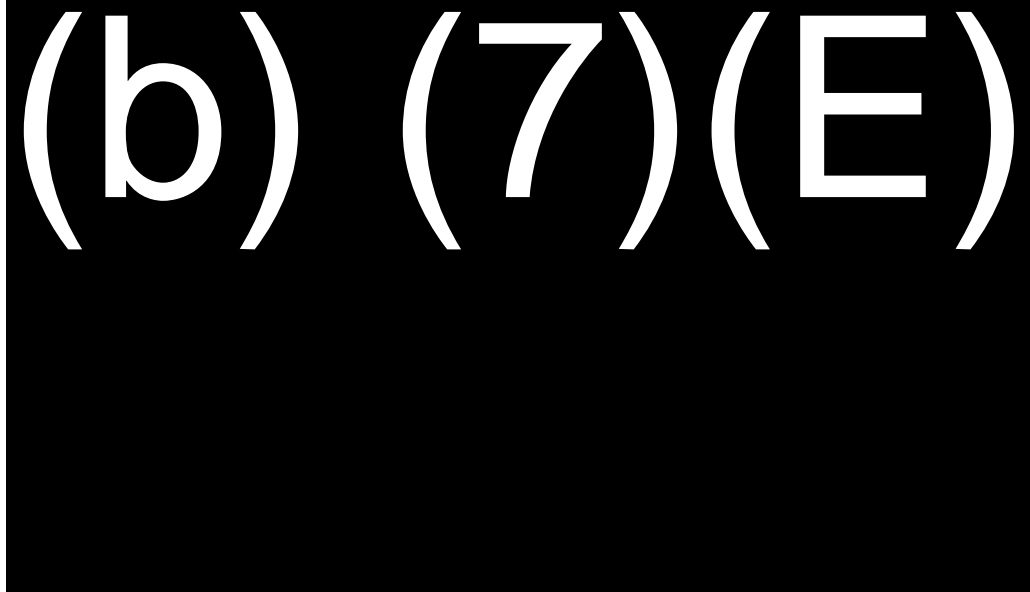
- A change is being made to CBP processing of immigrant visas (IVs) as a result of the change to IV issuance by the Department of State (DOS).
- DOS will upload IV supporting documents into the Consular Consolidated Database (CCD) where they can be accessed by CBP officers (process attached).
- This process is being implemented in phases.
- Throughout this first phase, paperless IVs will be issued from six U.S. embassies only: Buenos Aires, Frankfurt, Hong Kong, Montreal, Rio de Janeiro, and Sydney. CBP officers can expect to see paperless IVs of all IV classes issued from these U.S. embassies, with exceptions.
- CBP officers can expect to encounter intending immigrants arriving:
  - IVm (Without IV paper packets) - Immigrants with digitized IV documents will have a notation on the IV foil, **IV Documents in CCD**.
    - Class A or B medical conditions - packets will contain medical reports only, which must be shared with the Center for Disease Control (CDC); and
  - With IV packets - K-1 non-immigrant visas and all other immigrants – paper packets will have all supporting documents, and should continue to be mailed to U.S. Citizenship and Immigration Services at the Texas Service Center.
- Encounters of Class A or B medical conditions, should be referred to your local **CDC Quarantine Station** or call the CDC Emergency Operations Center at **(770) 488-7100**.  
<http://www.cdc.gov/quarantine/quarantinestationcontactlistfull.html>
- CBPOs conducting inspections of passengers must remain vigilant to ensure aliens are eligible and admitted under the appropriate classification. Immigrants with IVm visa foils must have the supporting documentation reviewed in the appropriate secondary area, to include review of supporting documents in the Consular Consolidated Database (CCD).
- IV supporting documentation concerns could include:
  - Expired DS-2054, Medical exam
  - Missing medical forms or information:
    - No signature of applicant or panel physician
    - No TB or Syphilis test results
    - No I-601 or I-602, Application for Waiver for Class A conditions
    - No DS-2054, Medical exam
    - No DS-3030, Tuberculosis worksheet
    - No DS-3026, Medical History and Examination
    - No DS-3025, Vaccination worksheet
    - Forms not written in English

ACCESS IV DOCUMENTS in CCD

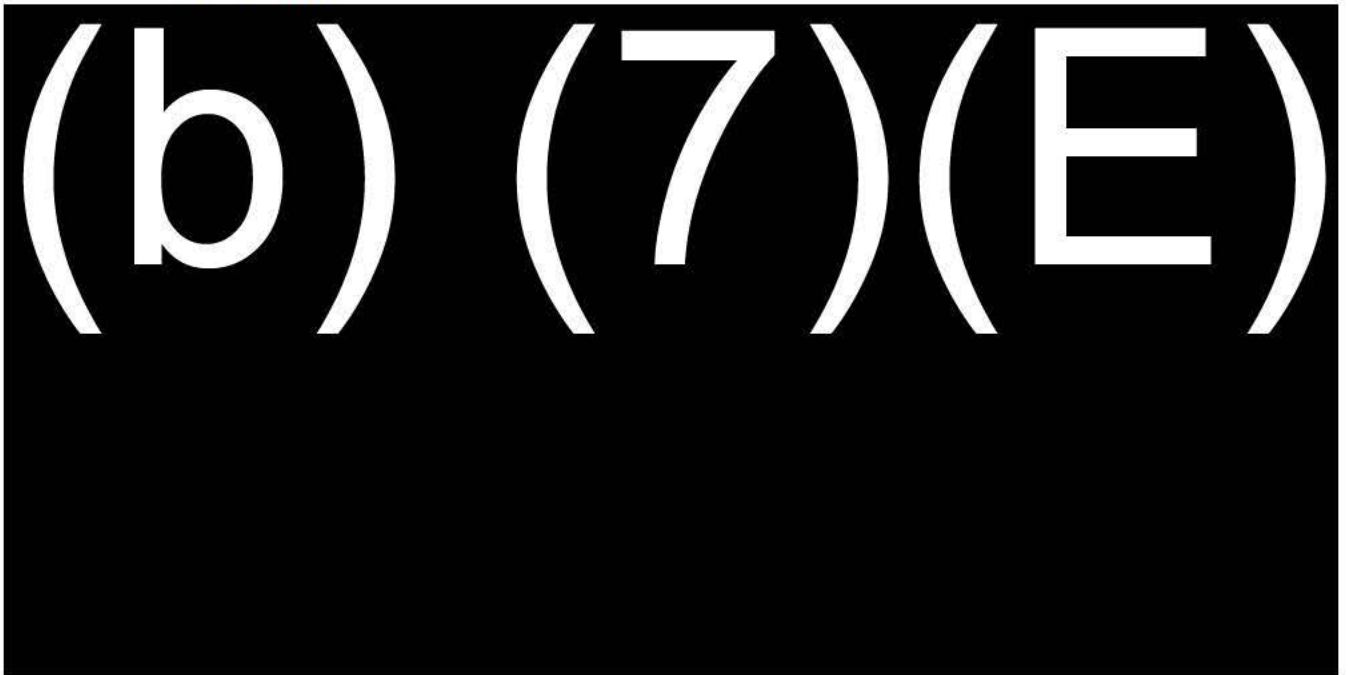
- 1) Open CCD and click on [REDACTED] (b) (7)(E)



- 2) Click on [REDACTED] (b) (7)(E)  
under [REDACTED] (b) (7)(E)



- 3) Enter the A# printed on the visa foil. Leave out the "A".  
Click Submit.



- 4) The IV documents are listed on the left. For example, click on **(b) (7)(E)**  
**(b) (7)(E)**

